



District Report Card: 2017


State: Himachal Pradesh	District: Una
Class: 3	Subject: Language
Schools: 59	Students: 796


Participation/Coverage


Students

<div>GENDER</div> <div></div>	Boys		Girls	
	Number	%	Number	%
	395	49.62	401	50.38

<div>AREA</div> <div></div>	Rural		Urban	
	Number	%	Number	%
	749	94.10	47	5.90

<div>CATEGORY</div> <div></div>	SC		ST		OBC		GEN	
	Number	%	Number	%	Number	%	Number	%
	236	29.65	16	2.01	263	33.04	281	35.30

<div>CWSN</div> <div></div>	LD	VI	HI	S&LD	ID	Oth
	0	2	0	1	2	0

<div>Management</div> <div></div>	Government		Government-aided	
	Number	%	Number	%
	796	100.00	0	0.00

Average Performance of Students in Language (%)

Overall	Gender		Area		Management		Social Group			
	Male	Female	Rural	Urban	Govt.	Aided	SC	ST	OBC	GEN
61.59	61.23	61.95	61.57	61.99	61.59	0.00	65.37	61.67	60.79	59.17

Performance on Learning Outcomes (LOs)

Learning Outcomes	Description	Average Performance(%)
L304	Reads small texts with comprehension i.e., identifies main ideas, details, sequence and draws conclusions	63.59
L312	Reads printed scripts on the classroom walls: poems, posters, charts etc.	57.59

Range of Performance of Students who Answered Correctly							
Below 30%		30% - 50%		50% - 75%		Above 75%	
Number	%	Number	%	Number	%	Number	%
87	10.93	158	19.85	306	38.44	245	30.78

Lowest Performing Learning Outcomes (LOs)

1 - Reads printed scripts on the classroom walls: poems, posters, charts etc. (57.59)

2 - Reads small texts with comprehension i.e., identifies main ideas, details, sequence and draws conclusions (63.59)